

# Your photocard driving licence explained

For more information go to  
[www.direct.gov.uk/driving](http://www.direct.gov.uk/driving)



Road Safety




















The Government Standard

## Categories of vehicles

### Definitions of vehicles

- A1 Light motorcycles of no more than 125cc and of a power output of no more than 11kW (14.6bhp).
- A Motorcycles, with or without a sidecar.
- B1 Motor tricycles or quadbikes weighing up to 550kg (with no passenger).
- B Motor cars or light vans with up to eight passenger seats and weighing up to 3500kg. A light trailer can be attached.
- C1 Vehicles weighing between 3500kg and 7500kg. A trailer weighing up to 750kg can be attached.
- C Vehicles weighing over 3500kg. A trailer weighing up to 750kg can be attached.
- D1 Small passenger-carrying vehicles with nine to 16 passenger seats. A trailer weighing up to 750kg can be attached.
- D Any bus with more than eight passenger seats. A trailer weighing up to 750kg can be attached.
- B+E Motor cars or light vans with up to eight passenger seats, weighing up to 3500kg and pulling a heavy trailer.
- C1+E Vehicles of between 3500kg and 7500kg pulling a trailer weighing over 750kg. (Combined weight of no more than 12000kg.)
- C+E Vehicles weighing over 3500kg pulling a trailer weighing over 750kg.
- D1+E Small passenger-carrying vehicles with nine to 16 passenger seats and pulling a trailer over 750kg. (Combined weight of no more than 12000kg.)
- D+E Any bus with more than eight passenger seats pulling a trailer weighing over 750kg.
- f Agricultural tractors
- g Roadrollers
- h Tracked vehicles
- k Pedestrian-controlled vehicles
- l Electric vehicles
- n Vehicles used for very short distances on public roads
- p Mopeds

## Licence categories

Categories of vehicles the licence is valid for	
<b>A</b>	<b>A1</b>  $\leq 125\text{cc}$ $\leq 11\text{kW}$
	<b>A</b>  $\leq 25\text{kW}$ $\leq 0.16\text{kW/kg}$
	
<b>B</b>	<b>B1</b>  $\leq 550\text{kg}^\circ$
	<b>B</b>  $\leq 3500\text{kg}\dagger$ $\leq 8$ 
<b>C</b>	<b>C1</b>  $3500\text{kg}\dagger$ $- 7500\text{kg}\dagger$
	<b>C</b>  $> 3500\text{kg}\dagger$
<b>D</b>	<b>D1</b>  $> 8$  $\leq 16$
	<b>D</b>  $> 8$ 
<b>E</b>	<b>B+E</b> 
	<b>C1+E</b>  $12000\text{kg}\dagger$
	<b>C+E</b> 
	<b>D1+E</b>  $12000\text{kg}\dagger$
	<b>D+E</b> 

### Key to symbols

$^\circ$  weight when not carrying  
a load

$>$  more than

maximum weight allowed

$<$  less than or equal to

number of passenger seats



### 1 Surname

This is your surname, as recorded on the driver's record.

### 2 First names

These are your first names, as recorded on the driver's record.

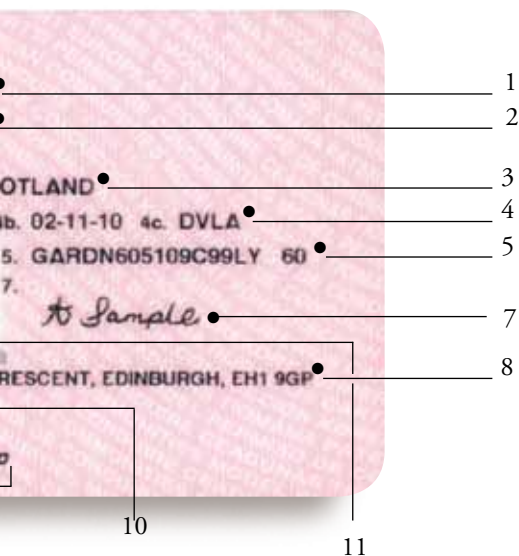
### 3 Date of birth, place of birth

These are the details recorded on the driver's record.

### 4 Dates and issuing authority

The date shown in 4a is the date the photocard was issued. 4b shows the date the photocard must be renewed. The authority that issued the licence is shown in 4c. In Great Britain that is the DVLA.

## Driving licence



### 5 Driver number

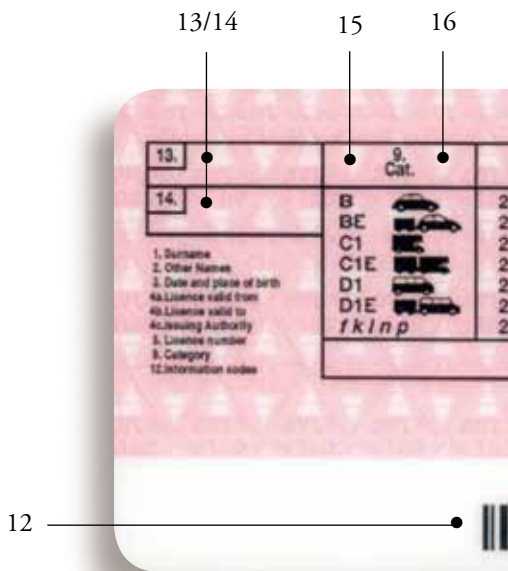
**A B C D E**

**GARDN 605109 C99 LY 60**

- A** = This is the first five letters of your surname. If your surname has fewer than five letters, the remaining spaces will be made up using the number 9 (for example, MAN99).
- B** = The first and last numbers are the year of your birth. The second and third numbers are the month of your birth. (If you are female, '5' is added to the second number and the total used as the second digit. So if you are a woman born in October the second and third numbers would be 60.) The fourth and fifth digits are the day of the month you were born on.
- C** = This is the first two initials of your first names. If you have only one initial, the second character will be a '9'.
- D** = Computer check digits, randomly produced as a security measure.
- E** = This is the licence issue number, which will increase by one with every licence issued.

### 6 Holder's photo

This is a digital copy of the photo you provided with your application.



## 7 Holder's signature

This is a digital copy of your signature on the application form.

## 8 Holder's address

This shows your permanent address in Great Britain.

## 9 Categories of vehicles

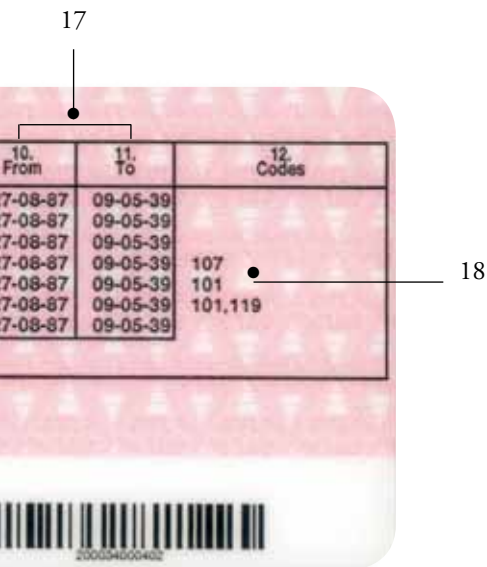
The letters in capitals show the categories of vehicle you can drive according to the European Community Directive. The smaller letters show the national categories of vehicles you can drive.

## 10 Issuing authority stamp

This is the stamp of the authority that issued the licence.

## 11 Ghost image of photograph

This image of the holder's photograph is a security feature. It prevents the licence from being copied.



## 12 Bar code

The bar code links a photocard with its counterpart document.

## 13 14 Not used

## 15 Categories

This is a list of the categories of vehicle you are entitled to drive.

## 16 Pictograms

These pictures show the types of vehicle in the categories shown.

## 17 Category validity periods

These are the dates when your entitlement to drive each category of vehicle begins and ends.

## 18 Information codes

The code numbers printed in this area show any restrictions to you driving the category of vehicles shown.

